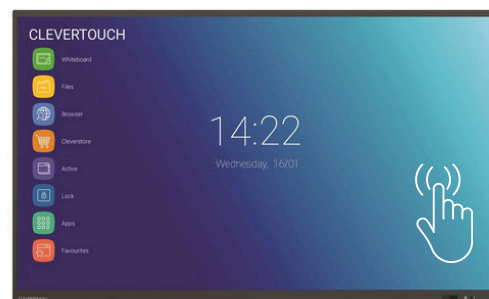





Presentation Mode

A. Tap the small touch screen to start the system.



B. Insert the HDMI cable in your computer.



if you want to control your computer from the Clevertouch you need to connect the **USB cable**.



C. To control the room.



To control the source to display.



To control the sound (or use **your computer** to adjust the sound).




To turn off the system.

D. To use Whiteboard.



Touch the side on the left or the right of the clevertouch to open the menu.

OR



Touch pencil icon to open menu and select whiteboard icon.

At the end, turn off the clevertouch from the small touch screen.